

2018 Calgary Point-in-Time Homeless Count *at a Glance*

On April 11, 2018, Calgary conducted their biennial **Point-in-Time (PiT) Count** of homelessness. This Count was Calgary's third time participating in the provincially-coordinated PiT Count, and the first time participating in the nationally-coordinated PiT count. PiT Counts provide a snapshot of the population of people experiencing homelessness on one night. Over time, these numbers can be used to help determine how homelessness is changing year after year.

Using aligned methods across the 7 cities, trends can be identified using similar definitions. This year, 7 Cities have implemented improved methods to increase the alignment of the Count. This makes comparisons with previous years difficult, but gives better information moving forward.

The Count is an important source of information about homelessness, but it is only a snapshot of a particular day.

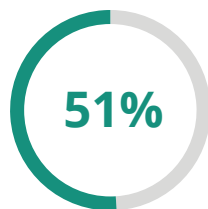
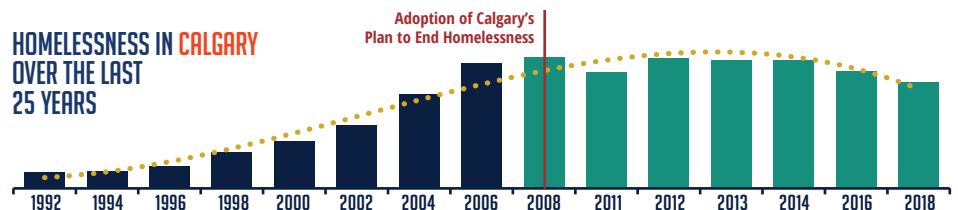
As such, it should not be used as the sole source of information on homelessness. Ultimately, the information gained from Alberta's coordinated Count helps to complement other data to inform solutions to end homelessness in our communities.

Key Findings

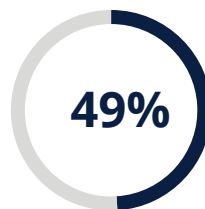


2,911

PEOPLE EXPERIENCING HOMELESSNESS WERE COUNTED DURING THE 2018 **CALGARY** POINT-IN-TIME HOMELESS COUNT USING THE PROVINCIAL METHODOLOGY. THIS IS A DECREASE FROM 3,222 PEOPLE ENUMERATED IN THE 2016 PROVINCIAL PIT.



MAJORITY
of people were enumerated in Calgary, which continues to be the epicentre of homelessness in Alberta.



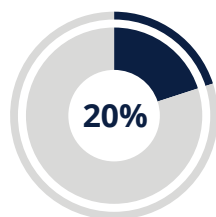
REMAINING
were enumerated in Wood Buffalo, Grande Prairie, Red Deer, Medicine Hat, Edmonton and Lethbridge.

FEMALE 26%



72% MALE

TRANS OR UNKNOWN 1%



PEOPLE IDENTIFYING AS INDIGENOUS CONTINUE TO BE OVERREPRESENTED AMONG THOSE EXPERIENCING HOMELESSNESS.

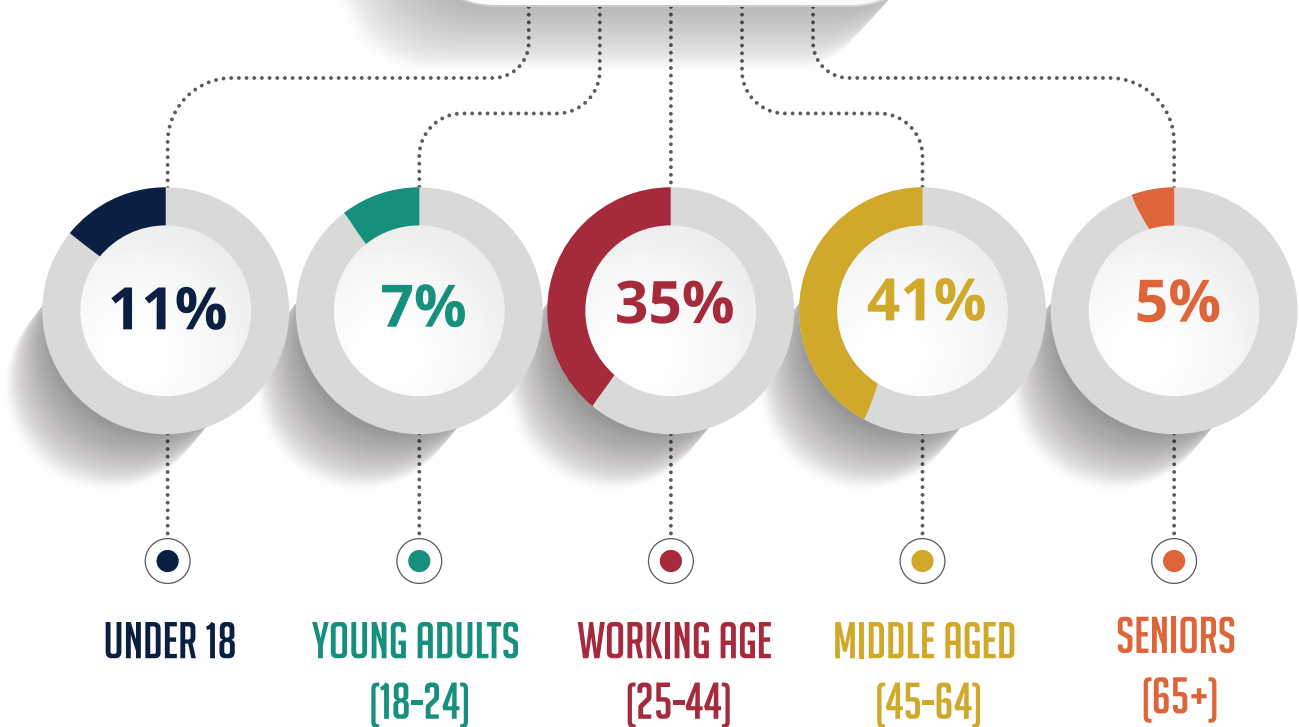
In Calgary, people who identify as Indigenous make up 20% of those enumerated using administrative data from emergency shelters and transitional housing, while making up only 3% of the general population of Calgary.



From survey responses it was found that **32 (7%)** individuals self-reported as **having served in the Canadian military and/or the RCMP.** This represents **39%** of the veterans found through the Alberta PiT Count.

AGE

Administrative Data



OF THOSE SURVEYED

59%

reported as having been homeless for
AT LEAST 180 CUMULATIVE DAYS
in the past year.

Methods Refinement

The 2018 Point-in-Time Homeless Count built off the successes of previous Counts while improving consistency in methodology. Compared to 2014 and 2016, the 2018 Count allows for better comparison between cities. There were additional transitional housing units included this year, as well as provincial system data for health and correctional facilities compared to 2016.

Due to changes over time in methodology, comparisons between counts should be made with caution. Except where noted, these calculations were made using administrative data from the provincial Point-in-Time Count.

NOTE: As data has been rounded, it may not add up to 100%.